

# AI815

## ABB Ability™ System 800xA® hardware selector



The AI815 Analog Input Module has 8 channels. The modules can be configured for voltage or current inputs. Current and voltage signals cannot be mixed on the same I/O module. The voltage and current input is able to withstand an overvoltage or undervoltage of at least 11 V d.c.

The input resistance for voltage input is greater than 10 M ohm, and the input resistance for current input is 250 ohm. The module distributes the external HART compatible transmitter supply to each channel. This adds a simple connection to distribute the supply to 2-wire or 3-wire transmitters. The transmitter power is supervised and current limited. If an external power supply is used for feeding HART transmitters, the power supply must be HART compatible.

### Features and benefits

- 8 channels for 0...20 mA, 4...20 mA, 0...5 V or 1...5 V d.c., single ended unipolar inputs
- 1 group of 8 channels isolated from ground
- 12 Bit resolution
- Current limited transmitter supply per channel
- HART pass-through communication

General info	
Article number	3BSE052604R1
Type	Analog Input
Signal specification	0...20 mA, 4...20 mA, 0...5 V, 1...5 V
Number of channels	8
Signal type	Unipolar single ended
HART	Yes
SOE	No
Redundancy	No
High integrity	No
Intrinsic safety	No
Mechanics	S800

Detailed data	
Resolution	12 bit
Input impedance	10 MΩ (voltage input) 250 Ω (current input)
Isolation	Groupwise isolated from ground
Under/over range	0 / +15% (0..20 mA, 0..5 V), -12.5% / +15% (4..20 mA, 1..5 V)
Error	Max. 0.1%
Temperature drift	Max. 50 ppm/°C
Input filter (rise time 0-90%)	290 ms
Update cycle time	10 ms
Current limiting	Built in current limited transmitter power
Maximum field cable length	600 meters (656 yards)
NMRR, 50Hz, 60Hz	> 40 dB
Rated insulation voltage	50 V
Dielectric test voltage	500 V a.c.
Power dissipation	3.5 W
Current consumption +5 V Modulebus	100 mA
Current consumption +24 V Modulebus	50 mA
Current consumption +24 V external	Max. 265 mA (22 mA + 1.32 * transmitter current)

Diagnostics	
Front LED's	F(ault), R(un), W(arning)
Supervision	Module error, if: analog read back, reference voltage, internal power supply, checksum, watchdog and memory error External channel error, if: external power supply low, transmitter power error
Status indication of supervision	Module Error, Module Warning, Channel error








Environment and certification	
CE mark	Yes
Electrical safety	EN 61010-1, UL 61010-1, EN 61010-2-201, UL 61010-2-201
Hazardous Location	C1 Div 2 cULus, C1 Zone 2 cULus, ATEX Zone 2
Marine certification	BV, DNV, LR
Temperature, Operating	0 to +55 °C (+32 to +131 °F), approvals are issued for +5 to +55 °C
Temperature, Storage	-40 to +70 °C (-40 to +158 °F)
Pollution degree	Degree 2, IEC 60664-1
Corrosion protection	ISA-S71.04: G3
Relative humidity	5 to 95 %, non-condensing
Max ambient temperature	55 °C (131 °F), for vertical mounting in compact MTU 40 °C (104 °F)
Protection class	IP20 according to IEC 60529
Mechanical operating conditions	IEC/EN 61131-2
EMC	EN 61000-6-4, EN 61000-6-2
Overvoltage categories	IEC/EN60664-1, EN 50178
Equipment class	Class I according to IEC 61140; (earth protected)
RoHS compliance	DIRECTIVE/2011/65/EU (EN 50581:2012)
WEEE compliance	DIRECTIVE/2012/19/EU

Compatibility	
Use with MTU	TU810, TU812, TU814, TU830, TU833, TU835, TU838
Keying code	CC

Dimensions	
Width	45 mm (1.77")
Depth	102 mm (4.01"), 111 mm (4.37") including connector
Height	119 mm (4.7")
Weight	0.23 kg (0.51 lbs.)



# Related products

	TU810V1		TU812V1
	TU814V1		TU830V1
	TU833		TU835V1
	TU838		

---

**[solutions.abb/800xA](https://solutions.abb/800xA)**  
**[solutions.abb/controlsystems](https://solutions.abb/controlsystems)**

---

800xA and Symphony Plus is a registered trademark of ABB. All rights to other trademarks reside with their respective owners.

We reserve the right to make technical changes to the products or modify the contents of this document without prior notice. With regard to purchase orders, the agreed particulars shall prevail. ABB does not assume any responsibility for any errors or incomplete information in this document.

We reserve all rights to this document and the items and images it contains. The reproduction, disclosure to third parties or the use of the content of this document – including parts thereof – are prohibited without ABB's prior written permission.

Copyright© 2025 ABB All rights reserved